


The production process from plate

1. Preparation of the plates



For the production of pipes from plate we use material from our large stock or purchase the plates in relation to the order

2. Cutting the formats



The plates are cut with the plasma cutting equipment

3. Forming an open seam pipe



Press brakes and a three-roller bending machine are available to form the plates

4. Welding the longitudinal seam




All the current welding processes are used

5. Heat treatment




The pipes are annealed both in the furnace and inductively

6. Calibration




Pipes which have deformed during heating can be rounded later by means of hydroforming (from the inside) or in a calibrating press (from the outside)

7. Non-destructive testing



Various types of non-destructive testing are possible, e.g. ultra-sonic or X-ray testing, dye penetrant testing

8. Processing the pipe-ends




Machining the bevel prepares the pipe-ends for circumferential welding

9. Circumferential welding incl. non-destructive testing



Pipes with an outside diameter of up to 2 032 mm can be connected into max. 24-m lengths by circumferential welding

10. Surface treatment



All corrosion resistant pipes are full body pickled at BUTTING

11. Quality testing



The final quality control is performed acc. to norm or customer specification – including the documentation

12. Packaging and dispatch



The packaging protects the corrosion resistant pipes – during transportation and in store on the construction site